

Installation Guide

080Z2171

EMHS-3-1 Humidistat temp & Humidity

Identification

The 080Z2171 combines an indoor relative humidity sensor with an ambient temperature sensor in one housing. Through conditions established in the control configuration, it can be used to calculate dewpoint.

The 080Z2171 is compatible with all Danfoss AK-SC 255, 355, AK-SM 350, 720, 800 as well as legacy controllers (AKC 55).

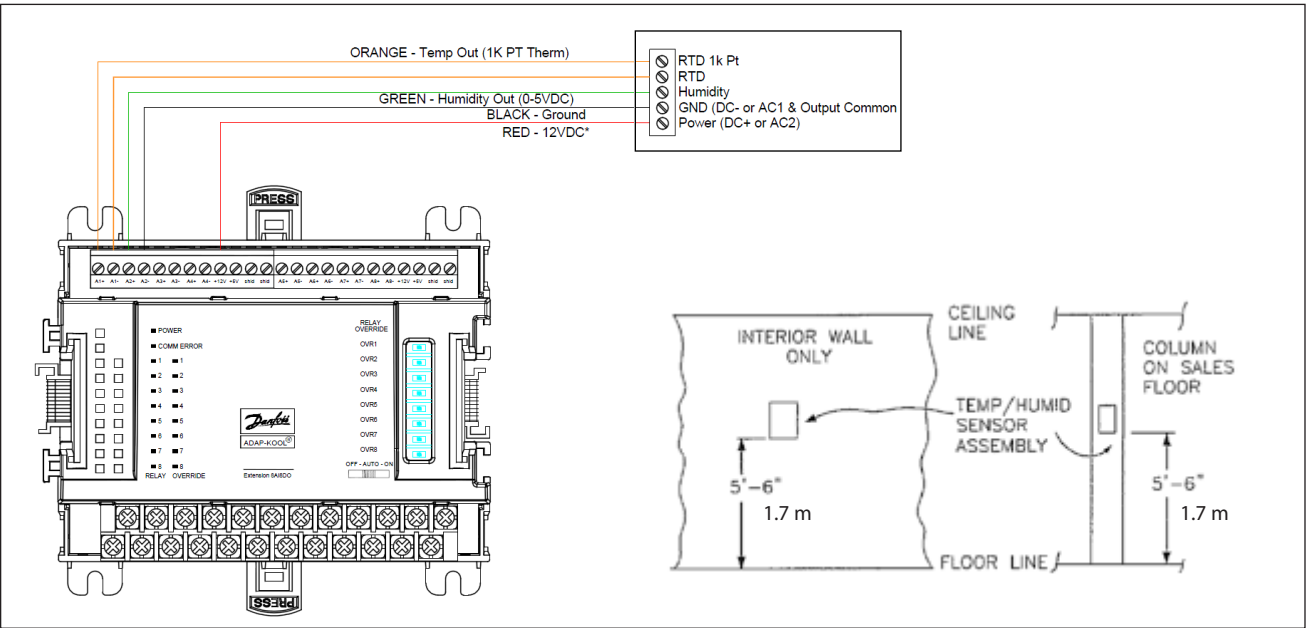


Specifications

Size:	3.3" x 5" x 1.3" (85 x 125 x 35 mm)	
Power requirement:	12 V d.c. supplied by the I/O board	
Operating environment:	Humidity:	0 to 100% RH, non-condensing
	Ambient temperature:	50°F to 95°F 10°C to 35°C
RH Output:	0-5 V d.c.	

Installation and Inspection

The 080Z2171 should be mounted on an interior wall or column 5'6" (1.7 m) above the floor line. If column falls in the middle of a gondola, the 080Z2171 should be mounted 1' (30 cm) above the top of the gondola. Additional information can be found on the information sheet enclosed with the sensor.



Ordering

Description	Part #:
EMHS-3-1 Humidistat temp & Humidity	080Z2171

Programming Note for AK-SC 255:

For software versions older than 2.030

1. Go to misc. Configuration and setup a conversion factor.
Set the min input to 0 V, the max input to 5.0 V, the min output to 0% and the max output to 100.0%. Name the conversion "emhs3-1" (see fig. 1 For details)
2. Setup board and point settings under misc sensor screen.
(See fig. 2 For details)

For software versions 2.030 And newer, configure the board and points under misc sensor input and select "emhs3-1" as the sensor type.

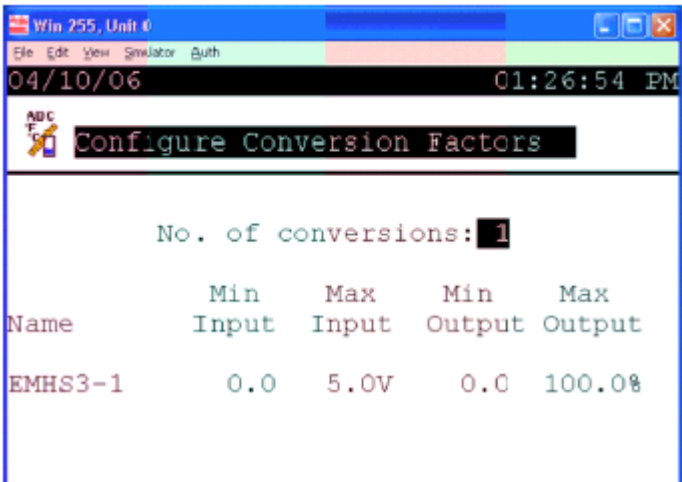


Fig. 1

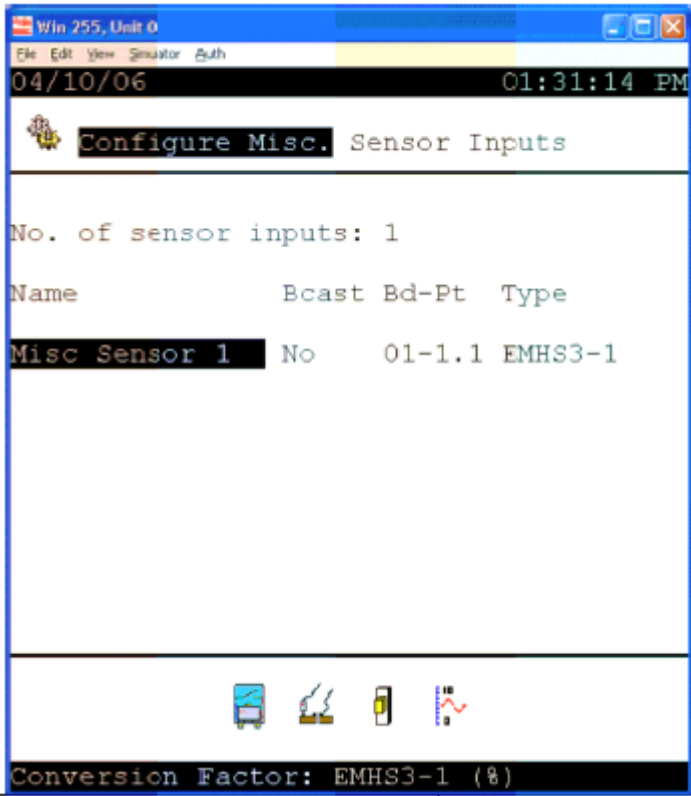


Fig. 2



The Product contains electrical components
And may not be disposed together with domestic waste.
Equipment must be separate collected with Electrical and Elec-
tronic waste. According to Local and currently valid legislation.