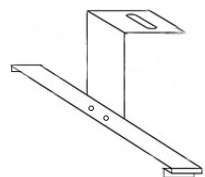


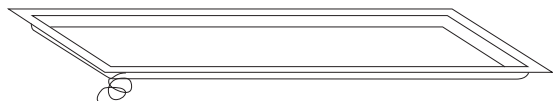
PACKAGE CONTENT



2 hooking brackets
2 support bars

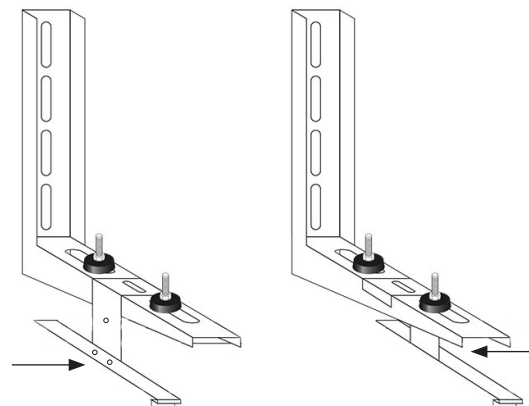


screws, nuts
and washers

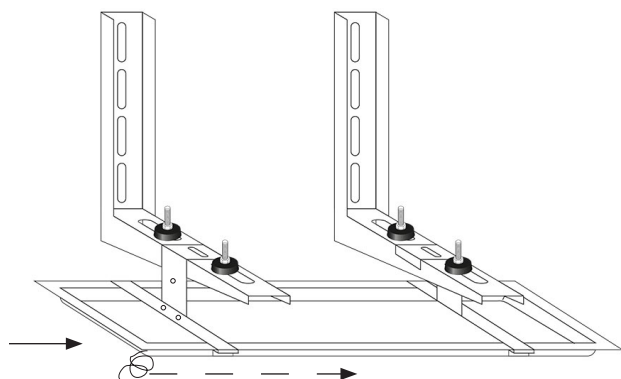


1 water collection tray
with resistance and thermostat

A- Fix the hooking brackets to the support bars using the appropriate screws.



C- Insert the water collection tray into the prepared tracks.



B- Fix the hooking brackets to the brackets (1) and insert the screws at the side (2).

